



Year 2 Spring 2 Newsletter



Coming up in Spring 2

Iceberg Ahead



Can disasters be avoided?

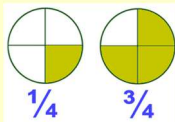
For this half term, we will be learning about the Titanic. We will be using role-play to explore what it was like to be a first, second or third class passenger. We will create a whole class time line to investigate the sinking of the ship. In maths, we will be using our measuring skills to look at the width of the Titanic, the weight of icebergs and the temperature of the Atlantic Ocean. In P4C we will be exploring which passengers should be allowed in the lifeboats and writing mini speeches to persuade the crew members to save us! Finally, in R.E. we will be learning about the Easter Story.

Thank you for your continued support
Year 2 Team

Our English learning will be inspired by the Titanic disaster of 1912. We will be reading and researching the events that led up to the sinking of the Titanic. The book 'Samson's Titanic Journey' will help us understand what it was like for an individual character. We will then write, pretending we are Samson, on the night of the disaster. This means that we will need to learn about writing in the 'first person' (using I or me) and writing in past tense rather than present tense.



Our Mathematics learning is a continuation of learning about 2D and 3D shapes in Geometry. Following on from this, we will learn about fractions and how to find $1/3$, $1/4$, $2/4$ and $3/4$ of a length, shape or quantity.



Our Personal and Development Learning (SCARF) unit is:



Keeping Myself safe

The key learning points are:

- identifying situations where we might feel safe or unsafe.
- recognising body language and facial expressions
- identifying types of touch that we like and do not like.
- identifying safe and unsafe secrets.

How you can support your child's learning at home Helping Your Child at Home



Reading

Please continue to encourage your child to read daily, for about 10 to 15 minutes. You can use the books that we send home on Fridays or any other age appropriate reading material you have at home. We love to see what they have read on the reading diary sheets. If you wish, you could do some reading about the Titanic's disastrous first voyage.

Writing and Spelling

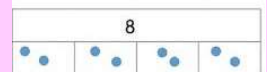
Our new spelling learning will be focused on different suffixes. It would be great if you could help your child practise any spellings from their home learning that they find tricky. To support your child's writing, you could help them to recognise how verbs change from present tense to past tense. Especially those that are more unusual (not just adding -ed), for example: sink, sunk / go, went / swim, swam / leave, left / eat, ate and break, broke.

Mathematics

This term, as we begin our fractions learning, it would be beneficial to revisit some of our division learning by practising sharing objects into equal groups. In school, we will use a bar model to find fractions of an amount. You can practise this at home by following these steps:

- draw a bar model with the correct number of boxes at the bottom (2 for finding $1/2$, 3 for finding a $1/3$ or 4 for finding a $1/4$)
- write the number of the whole amount in the top box.
- share the whole amount using dots.
- count how many are in one box to find the answer for $1/2$, $1/3$, $1/4$ **or** count how many are in 3 boxes to find $3/4$.

Find $3/4$ of 8



Dates for your Year 2 diary

Monday 20th February - Titanic dress up day
Wednesday 29th March - Parent drop in to share Titanic learning in our classrooms 2:50 to 3:20pm
Thursday 30th March - Sea City museum visitor coming to school


Year 2 Messages

Please remember to return all library and trolley books with your home learning book on a Thursday. We always choose our new books for the next week on a Friday.

See what fantastic learning we did in Spring 1 on the next page...

Our Learning in Spring 1

For part of our Science learning journey we used a special UV gel to show how germs are spread between us. We all washed our hands before another hand inspection! We now know how important it is to wash our hands thoroughly.



For another part of our Science learning, we made an animal and had to look after it all day to make sure that it could survive. The collages above are two of our animals. We fed them at snack time and made sure they had a suitable habitat.

We have learnt that animals need air, water, food and shelter to survive.



In our art sculpture learning this half term we explored two contrasting sculptors and shared our ideas about their work. We then practised using pinching techniques to join clay together and build on the sculpture skills we learnt in Year 1.

We investigated repeating patterns and designed our own before using our ideas to add texture to the surface of our own clay trinket dishes.

