



Coming up in Autumn 2



I need a hero!

Can anyone be a hero?

A tin of baked beans? A baby in a box? I'll 'ave that!

Burglar Bill is on the loose! We will be helping the police to catch him and welcoming them to our school to help with our investigation. Perhaps Traction Man and Scrubbing Brush will help us to save the noble spoons from Burglar Bill's clasp.....We will be finding out more about their adventures.



Who is your hero? We will be learning about everyday heroes and meeting some of our own. Visits from the police and the fire brigade will help inspire us and we will be finding out about other real life heroes that help us every day.

We will finish the half term with our Christmas celebrations. We will be writing to the Grinch to ask him to return Christmas and writing Christmas acrostic poems. As we put on our own nativity performance, we will be learning about the journeys that took place at this special time and reading the story of Babushka.



**Thank you for your continued support
Year 1 Team**

Our English learning will include

Writing to the police to help them catch Burglar Bill – remembering to use 'and' to join two words together when we are describing him.
Reading the story of Traction Man and writing our own version of his next adventure with Scrubbing Brush – his noble steed.

Our Mathematics learning will include

Subtracting 1 digit numbers from another within 10 using practical resources.
Helping to calculate how many items Burglar Bill has stolen to help the police with their evidence logs.
Using 2D and 3D shapes to help create pictures and models for our heroes.

Our Personal and Development Learning (SCARF) unit is: Keeping Myself Safe



The key learning points are:

The NSPCC Pants rule
The importance of sleep
People who help us
Loss – losing belongings
Internet Safety
and
Anti-Bullying Week learning

How you can support your child's learning at home



Please share your child's library book with them at home. This book is a 'sharing' book meaning that it is for you to read to them.

Please encourage your child to practise their phonic sounds at home, please use the flashcards to help your child recognise their sounds. If they can practise reading some words please use the phase 5 sounds on phonicsplay.co.uk

Please encourage your child to practise their number bonds to 10. This can be done using practical resources for support, bar models, 'part whole' models and the 'Hit the Button' App which can be found on www.topmarks.co.uk.

Year 1 Messages



Please return all reading books on **Wednesdays**. Please try and return all books on this day as we need to prepare the next set of home learning ready to send out on Friday.

Indoor PE session will continue on Wednesdays for Yoga and our **Outdoor PE session is Friday**.

Dates for your Year 1 diary

Thursday 30th November - Dress-up as a hero day (Everyday Hero)

Tuesday 12th December - Year 1 & 2 Christmas Performance

Our Learning in Autumn 1



Should animals be kept as pets?

We have learnt about animals that are often kept as pets and how to care for them. We know that you have to be responsible when you have a pet and take care of it every day.

Ask us about herbivores, carnivores and omnivores! We know what they all eat!






We also used the Purple Mash 2 paint programme to draw some self-portraits in ICT.



Should you always say thank you?

Who celebrates Harvest? We have learnt about different Harvest celebrations and what these entail.

We had a message from a real life artist and gave our teachers some hints and tips on how to make different marks using pencils and charcoal. We learnt how to create different lines with 2 different grades of pencil. We then used these skills to draw a piece of fruit for our harvest display.



Have you ever heard of a Sukkah hut?

We enjoyed celebrating Harvest with our parents and carers at the drop in where we shared some fruit kebabs and fruit salads. The children had the most fun making them!

