



Hello Year 5 ☺ We hope you are still enjoying our St Lucia theme - this week, we will be continuing the Caribbean flavour. This is the last full week of the term - and Year 6 is just around the corner. Before then, get stuck into this week's learning!

Love, Miss Salt, Mr Good, Miss Banks and Mrs Sadler 😊

Theme and Be creative

This week, your theme and creative learning has been combined.

Task 1

You need to research indigenous Saint Lucian animals (animals that originate and live on the island) and create a PowerPoint, poster or a leaflet showing all of the animals you can find. Be sure to include any distinctive features of the animal, its habitat and what it eats.

Here are some websites to get you started:



<https://www.activecaribbean.com/caribbean-wildlife/caribbean-wildlife-st-lucia/>

[St Lucia parrot | Durrell Wildlife Conservation Trust](#)



Task 2

Then, choose the one that captivates you the most and sketch it in detail, applying the correct texture, using the skills you have been practising over the past two weeks.



Get Expert in English

Reading

This week, you have two **comprehension** texts to read - both poetry-related. The first one is linked to Benjamin Zephaniah, a poet whose parents were from the Caribbean. The second one is based on a range of poetry. Both comprehension texts have questions for you to answer and are saved in the Year 5 English tab.

Spelling and Grammar

Under the Year 5 English tab on the website, you will find a series of 6 **spelling** and **grammar** learning sheets to work through, which are a progression from last week's sheets, to practise and revise rules we have learnt in school. You could do at least one sheet each day.

This week, we are practising creating nouns using the suffix **-ship**.

Below are your 10 spelling words for the week.

Can you find any other words that can be turned into a different noun using the suffix **-ship**?

Look in a dictionary, look in your current reading book or research on the internet.

membership	ownership	partnership	dictatorship	championship
craftsmanship	fellowship	apprenticeship	citizenship	sponsorship

Choose your own way of practising the spellings that make them memorable for you.

Then, practise using your new spelling words in compound and complex sentences with different fronted adverbials:

prepositions (where) **time** **adverbs (how)**

Imperative Verbs

[Using imperative verbs to write instructions - Homeschool lessons in Primary English for Year 5 - BBC Bitesize](#)

Follow the link to learn about using imperative verbs and to complete some of the practise activities afterwards. This is new learning that we have not covered in school before, so make sure you pay attention to the videos.



Writing

Under the English tab, you will find 'The British' – a poem by Benjamin Zephaniah. You need to read the poem carefully and annotate (label) it with words and pictures that represent what is happening in each verse. (*Just like you did with the City Jungle poem*).

Then, you need to write your own poem about anything that inspires you. This could be our current theme unit – Sunny Saint Lucia, a hobby or skill that you have - or you could research some of Benjamin Zephaniah's other poems (or another famous poet's) and rewrite them. There is a template saved on the website to guide your poetry writing.

If you want to hear the poet in action, check out the link below:

https://www.youtube.com/watch?v=IU5IX_UKEjM

Maths Workouts!

Practise **mental maths facts** daily (for at least 10 minutes).

We hope you enjoyed using the factors maths game by making the array for the answers. If you haven't tried it yet, have a go on the link below.

You can also use: <https://www.topmarks.co.uk/maths-games/hit-the-button>

Arithmetic practise – **Daily 10** – keep it up 😊

<https://www.topmarks.co.uk/maths-games/daily10>

If you are feeling like doing a bit more maths, this website has a mixture of online as well as printable activities for all age ranges:

<https://home.oxfordowl.co.uk/kids-activities/fun-maths-games-and-activities/>

Shape games!

The maths focus this week is **shape**. You might like to try some of the fun activities on the link below. There are lots of games to choose from!

<https://www.topmarks.co.uk/Search.aspx?q=shape%20games>

More Maths Workouts!

Have a go at the **BBC Bitesize maths daily lessons**

Use the link below to find the Year 5/P6 page - and see what you think for yourself.

<https://www.bbc.co.uk/bitesize/tags/zhgppg8/year-5-and-p6-lessons/1>

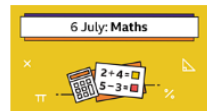
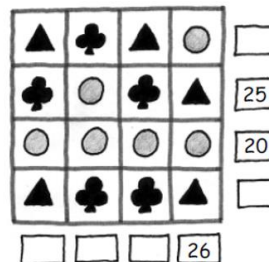
1. Regular and irregular polygons
2. Identify 3D shapes from 2D representations (nets)
(There is also a game of shape net bingo saved in the Maths tab!)
3. Reflection

In the Year 5 Maths tab are some task sheets (Shape Activities) you can use if you can print.

Challenge: Once you have learnt about nets, why not have a go at making your own? You could put your angles learning from last week to good use! You could even combine a few shapes to create a sculpture.

Problem Solving

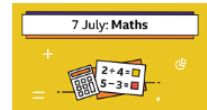
This week, there are two maths problems to solve. For the first one, you have to work out the value of each shape using the clues. On the second, you need to work out how many choc and fruit bars were purchased (hint - a table may help!). See Year 5 Maths tab for the 2 problems.



Regular and irregular polygons

6 July - Learn how to distinguish between regular and irregular polygons.

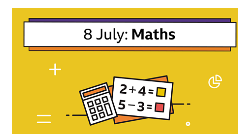
MATHS



Identify 3D shapes from 2D representations

7 July - Learn how to identify 3D shapes from 2D representations.

MATHS



Reflection

8 July - Learn how to reflect shapes in a mirror line.

MATHS

Spendthrift

Choc bars cost 26p each.



Fruit bars cost 18p each.



Anil spent exactly £5 on a mixture of choc bars and fruit bars.

How many of each did he buy?

Other Opportunities

Stone Painting


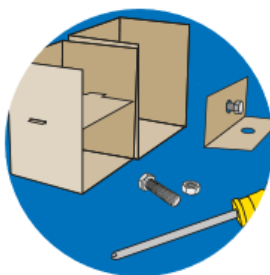
Why not go for a walk with your family, find a large rock and paint it with a pattern that you like or inspiring words, then add it to a Covid snake like the one Rowlands Castle Green? Here are some of rocks that are already part of the snake to give you ideas.



Activities

Follow this link to find over 20 activities that you can complete at home with minimal resources.


[#AdventuresatHome for children aged 10-14 | Girlguiding](#)



Keeping Fit

Under the Theme tab on the website, there are lots of fitness circuit cards to work through. Can you complete every activity? Can you time yourself and see how long it takes? See if you can improve your time when you complete the activities again.

Some of the activities require more than one person, so you may need to get your brothers, sisters, mums, dads or whoever is at home to get involved.



SUGGESTED TIMETABLE

40 to 45 minutes	Exercise / physical activities
40 to 45 minutes (1 hour maximum)	Maths
20 minutes	Spelling
10/15 minutes	Morning Play break
30 minutes	English - Reading comprehension and reading for pleasure
40 to 45 minutes (1 hour maximum)	English
	Lunch break
Between 1 and 2 hours (with a break if desired)	Theme and creative activities