



Learning at Home for Year 5



Summer Term 2 - Week 5

Hello Year 5 ☺ This week, we'll be starting our new theme – Sunny Saint Lucia! We'll be researching the country and all that it has to offer – so pack your suitcase, get stuck in and enjoy!

We hope that you enjoyed the beautiful weather last week (almost like being in Saint Lucia!) – long may it continue.

Love, Miss Salt, Mr Good, Miss Banks and Mrs Sadler 😊

For our Theme – Sunny Saint Lucia

Task 1:

To kick start our new theme, we'd like to you to find out where in the world Saint Lucia is. Use an atlas – if you have one at home – an online atlas, or the map provided in the Year 5 Theme tab (St Lucia Resources) to locate the country and mark it onto the world map or regional map which can also be found in the St Lucia Resources document. Then, locate and mark the islands that surround Saint Lucia. If you cannot print the maps, do not worry. Just write a sentence to describe where in the world St Lucia is.

Task 2:

Next, you need to research the Saint Lucian flag, draw and colour it in its correct colours and explain what the flag represents. There is an outline you can print or copy in the St Lucia Resources document.

Then, design a new flag for the country incorporating the physical and human features and explain what you have chosen and why.

This task can be drawn and written directly into your book – or you can use the sheet in the St Lucia Resources document.

If you complete your English task prior to this task, the research will help you.



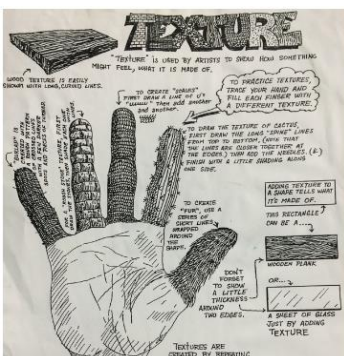
Be creative!

Make a tie dye t-shirt!

Follow these links for a step by step video and step by step photo instructions on creating a tie dye t-shirt. All you need is a white t-shirt, coloured dye (you can you use one colour or as many as you like) and some elastic bands.

[5 Easy Tie-Dye Instructions — Plus, 4 Tie-Dye Patterns To Try - Care.com](https://www.youtube.com/watch?v=rM1M932ieD4)

<https://www.youtube.com/watch?v=rM1M932ieD4>



Texture

Draw your hand onto a piece of plain paper and practise drawing different ways to show texture. There is a guide to help you saved under the Year 5 Theme tab called Art texture help.

This skill will help you complete next week's art task when we start learning about Saint Lucian animals.


Get Expert in English

Task 1:

Non-chronological report writing

Your first English task this week is to research the island of Saint Lucia. There is loads of information saved in the Year 5 English tab. There is also a template you could use to guide your research, or you could record your facts as a brain storm if you'd prefer.

When you have thoroughly researched the country, you need to present the information in a **non-chronological report** (similar to the reports you completed about your chosen planet during our Out of this World theme.)

St Lucia Facts	
	Capital city: _____
	Population: _____
	Language(s): _____
Surrounding islands: _____	
The economy: _____	
Education: _____	

This is a good website to begin researching St Lucia:

<https://www.natgeokids.com/uk/discover/geography/countries/saint-lucia-facts/>

The features of a **non-chronological report**:

Fronted adverbials (time, prepositional and adverb)

Subordinating conjunctions (including to begin sentences)

Co-ordinating conjunctions (and, but, so)

Relative clauses (including embedded)

Correct use of commas for fronted adverbials, sentences beginning with subordinate clauses and relative clauses.

Factual information - made into sentences that make sense

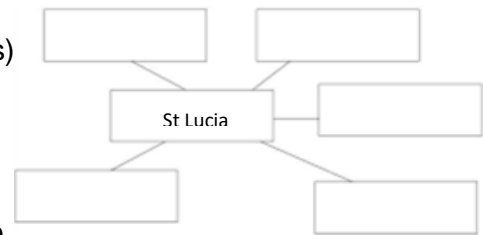
- Chapter heading
- Subheading
- Paragraphs
- Rhetorical questions (Did you know...)
- Fact boxes

Capital letters for proper nouns

End-stops ? ! .

Adjectives

Fact boxes - including did you know?



Task 2:

Your next English task this week is to read the **comprehension** on the transatlantic slave trade and answer the corresponding questions – saved in the Year 5 English tab.

Spelling and Grammar

This week's spelling rule is converting nouns or verbs into adjectives using the suffix **-ive**.

Convert the 10 words below into adjectives by adding the suffix **-ive** to create your spelling words for this week. You will need to research the rule and check your spellings with a dictionary (paper copy or online).

attract	create	addict	assert	abuse
cooperate	exhaust	appreciate	offense	express

Did you follow the same rule for each words?

Are there any exceptions to the rule?

Choose your own way of practising the spellings that make them memorable for you

Next, put each of your spelling words into sentences with modal verbs (*we learnt about modal verbs in the first week of this half term*). A modal verb is a verb that expresses the possibility of something.

Some examples: must, shall, will, should, would, can, could, may, and might.

Maths Workouts!

Practise **mental maths facts** daily (for at least 10 minutes).

We hope you enjoyed using the factors maths game by making the array for the answers. If you haven't tried it yet, have a go on the link below.

You can also use: <https://www.topmarks.co.uk/maths-games/hit-the-button>

Arithmetic practise – Daily 10 – keep it up 😊

<https://www.topmarks.co.uk/maths-games/daily10>

This website has a mixture of online as well as printable activities for all age ranges:

<https://home.oxfordowl.co.uk/kids-activities/fun-maths-games-and-activities/>

Decimal games!

As the maths focus this week is decimals, you might like to try some of the fun activities on the links below. Lots of games to choose from - including football themed ones!

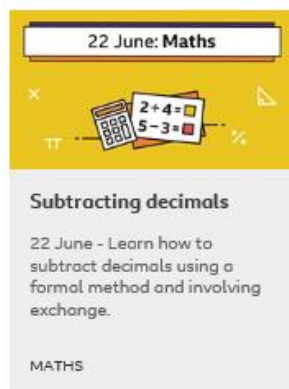
<http://www.math-play.com/decimal-math-games.html>

More Maths Workouts!

This week we are recommending some decimal based activities. Have a go at the **BBC Bitesize maths daily lessons – link below**. If you persevere, hopefully, you will become more confident with solving decimal related problems.

Use the link below to find the Year 5/P6 page - and see what you think for yourself. Scroll down to find the lessons shown below.

<https://www.bbc.co.uk/bitesize/tags/zhqppg8/year-5-and-p6-lessons/1>

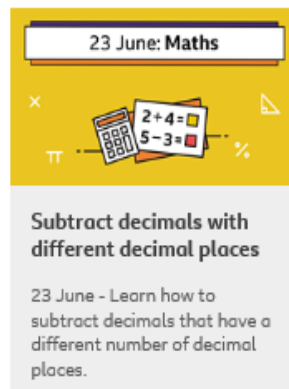


22 June: Maths

Subtracting decimals

22 June - Learn how to subtract decimals using a formal method and involving exchange.

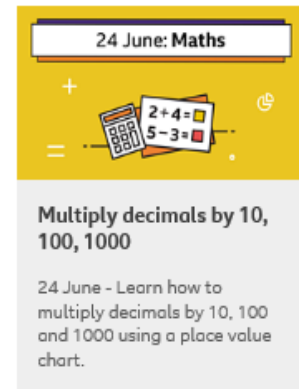
MATHS



23 June: Maths

Subtract decimals with different decimal places

23 June - Learn how to subtract decimals that have a different number of decimal places.



24 June: Maths

Multiply decimals by 10, 100, 1000

24 June - Learn how to multiply decimals by 10, 100 and 1000 using a place value chart.

If you would like a **problem solving activity**, have a go at **converting prices from pounds to Eastern Caribbean dollars**. You have to convert the cost of different Caribbean foods from pounds to the St Lucian local currency. Then as an extension, you have to work out the sale prices of these items if they were reduced by 40%. If you find that easy, you could decide the sale reduction yourself e.g. 28% off or 73% off. Or you could see how many different ways you could find the answers to the first percentage problem (consider inverse operation and equivalent fractions).

White Rose Problem solving challenges!

There are 6 problems and each one gets progressively more challenging. How far can you go? They are saved in the year 5 Maths tab.

Other Opportunities


UNO!

If you have a deck of UNO cards at home, there is a P.E game saved under the Year 5 Theme tab to use with them.

Games!

Follow the link to the NHS website and complete the different Disney themed games. Each game lasts for 10 minutes and many of them require more than one player, so you may need to get your parents, grandparents or whoever is at home to join in!

[Disney Shake Up Games | 10 Minute Shake Up | Change4Life](#)



Cricket



With England playing the West Indies (which includes St Lucia) at the Ageas stadium this week, perhaps a little cricket is in order. Find out how to play kwik cricket. Although originally designed for 8 players, it can be played with as few as 2 players (and up to 32!). Everything you need to know can be found here:

<https://www.ecb.co.uk/play/junior/kwik-cricket>

If you want to follow the test match, BBC Radio 5 Live has live coverage, and BBC television has daily highlights. Sky has live television coverage throughout.



Design

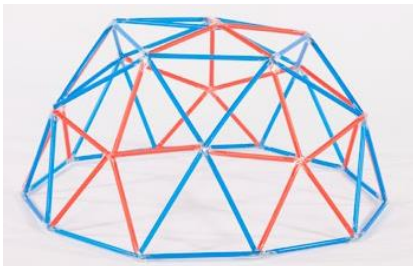
[If you would like a design challenge - learn how to make a structure even stronger.](#)

Using materials from around the house, have a go at building your own bridge.

It needs to be strong enough to hold up a toy vehicle, so think about what you have learnt about strong shapes and structures and add this into your design.

<https://www.bbc.co.uk/bitesize/articles/zrn6pq8>

The extension activity is aged 11-16, but if you enjoyed the first activity...why not give it a go?



SUGGESTED TIMETABLE

40 to 45 minutes	Exercise / physical activities
40 to 45 minutes (1 hour maximum)	Maths
20 minutes	Spelling
10/15 minutes	Morning Play break
30 minutes	English - Reading comprehension and reading for pleasure
40 to 45 minutes (1 hour maximum)	English
	Lunch break
Between 1 and 2 hours (with a break if desired)	Theme and creative activities