



Learning at Home for Year 5

Summer Term 2 - Week 2



Hello Year 5! We hope that the transition from half term relaxation back to learning at home went smoothly last week and that you're ready and rearing for some more! We will continue with our new theme – Wild Earth – but this week we will be looking at mammals and birds. Be sure to get stuck in!

We continue to miss you and look forward, hopefully, to seeing you soon.

Love, Miss Salt, Mr Good, Miss Banks and Mrs Sadler 😊

For our Theme: Wild Earth (Plant and Animal Life Cycles)!

Task 1:

Watch these videos to refresh your memory and find out which distinct features categorise an animal as a mammal or a bird.

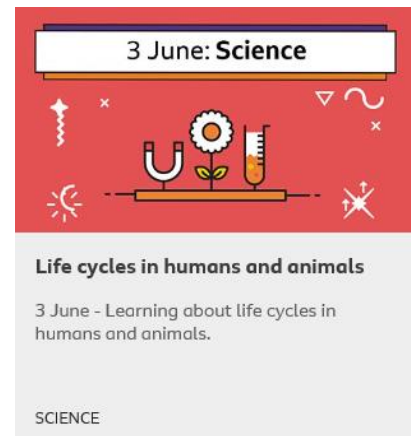
[What are mammals? - BBC Bitesize](#)

[What are birds? - BBC Bitesize](#)

Task 2:

[Life cycles in humans and animals - Home school lessons in KS2 Science for Year 5 - BBC Bitesize](#)

Follow the link and watch the videos to learn about the lifecycles of different animals. Complete the practise activities (putting the lifecycles in the correct order) but don't complete the amphibian task – that is what we'll be learning about next week!



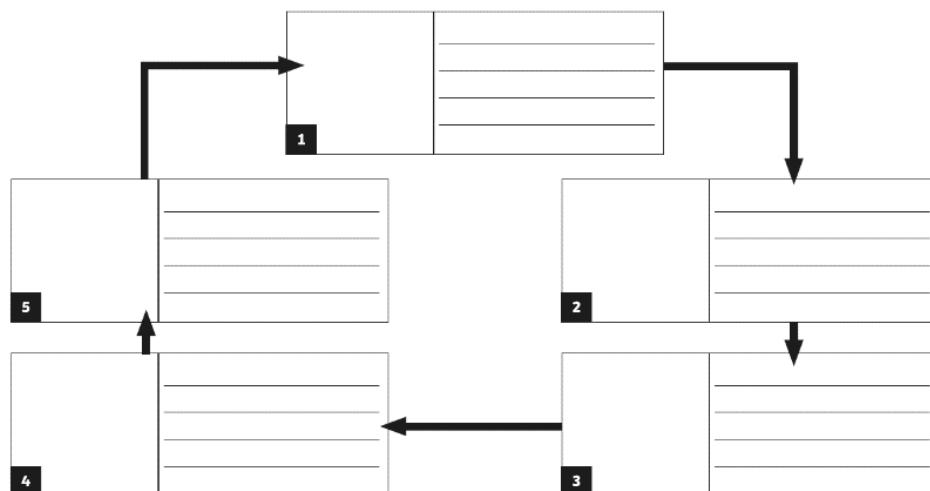
Task 3:

Choose a mammal or bird and research its lifecycle. Create a poster to show the different stages of your animal's life cycle with a picture and an explanation of what happens at each stage. It might look something like this...

An Amazing Fact a Day

Life Cycle

The Life Cycle of a _____



Be creative!

Build a Bug Hotel

Watch the video below about how to build a bug hotel, then have a go yourself. As the video says, you can build one out of almost any equipment you have at home – even just a cardboard box and some sticks! Why not document how you made it and create a 'how to' guide?

Be sure to take a picture of your bug hotel and email it to us.


[BBC Two - Springwatch, 2020, How to build a bug hotel](#)

Art

Practise drawing a mammal or bird of your choice. Here are two links to follow for step by step guides to draw a huge variety of different animals. Think about how you can add texture to your drawing to give the mammal or bird its distinct features.

[Mammals step by step drawing tutorials](#)

[Birds step by step drawing tutorials](#)



Get Expert in English!

Reading

This week, there are **two** comprehension texts with questions for you to read carefully and answer. The first text is called 'British Mammals' and the second is called 'Garden Birds' – both can be found in the Year 5 English tab.

Spelling and Grammar

This week, the spelling rule you are learning is adding the verb prefixes '**de-**' and '**re-**'. Can you find out what the prefixes '**de-**' and '**re-**' mean?

What happens to the definition of the root word when one of these prefixes is added? Can you think of any more words that you can change the definition of by adding the prefixes '**de-**' or '**re-**'?

deflate	deform	decode	decompose	defuse
recycle	rebuild	rewrite	replace	revisit

Choose your own way of practising the spellings that make them more memorable for you. Then, practise writing your new spelling words in **compound** and **complex** sentences with at least one relative clause (**that, when, who, whom, whose, which, where**).

Writing

This week, we'd like you to complete three separate writing tasks which will build the base for you to create a story next week.

2 June: English

Story writing: Character creation and semicolons

2 June - Learn to create characters and semicolons.

ENGLISH

3 June: English

Setting and subordinating conjunctions

3 June - Learn about setting and subordinating conjunctions.

ENGLISH

1 June: English

Story writing: Synonyms and antonyms

1 June - Learn to use synonyms and antonyms.

ENGLISH

Follow the links below to watch inputs, complete practise tasks and then complete independent activities to create a main character, a setting and increase your descriptive vocabulary.

[Home Learning with BBC Bitesize - Primary English for Year 5 - BBC Bitesize](#)

[Home Learning with BBC Bitesize - Primary English for Year 5 - BBC Bitesize](#)

[Home Learning with BBC Bitesize - Primary English for Year 5 - BBC Bitesize](#)

Get Expert in English! (Continued)

Have a look at the animal idioms below. Can you find out what the definition of *idiom* is? Can you create your own animal idiom and draw a picture card to go with it?

Animal Idioms Meaning Cards

Hold your horses

Meaning: Used to tell someone to stop or slow down and consider what they are doing.

Examples: Hold your horses Jen; we've got two weeks to finish the project.

"Just hold your horses on this," said Mum "I think you're being too hasty in this decision."



Animal Idioms Meaning Cards

Like a duck to water

Meaning: To find you have a natural ability for something you have never done before.



Examples: Vicky took to playing clarinet like a duck to water.

Tyrone took to tennis like a duck to water.

Animal Idioms Meaning Cards

A bee in your bonnet

Meaning: To be obsessed or preoccupied by something that you think is important, especially something that other people do not think is important.

Examples: Peter keeps talking and talking about the new shop. He's really got a bee in his bonnet about it.

Kathy really has a bee in her bonnet about the new swimming opening times.



Animal Idioms Meaning Cards

A dog's dinner

Meaning: A mess or a muddle.

Examples: Sophie's really made a dog's dinner of painting the wall.

He's really made a dog's dinner of baking that birthday cake!



Animal Idioms Meaning Cards

Could eat a horse

Meaning: Something you say when you are extremely hungry.

Examples: I'm glad dinner is ready; I could eat a horse.

Freddy said, "I could eat a horse! I've only had an apple today."



Animal Idioms Meaning Cards

Bee's knees

Meaning: Something that is excellent / of the highest quality.

Examples: Phillip thinks his new phone is the bee's knees!

This new games console really is the bee's knees.



Maths Workouts!

Continue to practise **mental maths facts** daily (at least 10 minutes).

https://phet.colorado.edu/sims/html/arithmetric/latest/arithmetric_en.html

<https://www.topmarks.co.uk/maths-games/hit-the-button>

Arithmetic practise – Daily 10

<https://www.topmarks.co.uk/maths-games/daily10>

Fraction games!

As the maths focus this week is fractions, you might like to try some of the fun activities on the link below. There are lots of games to choose from!

<https://www.topmarks.co.uk/maths-games/7-11-years/fractions-and-decimals>

Maths Workouts!

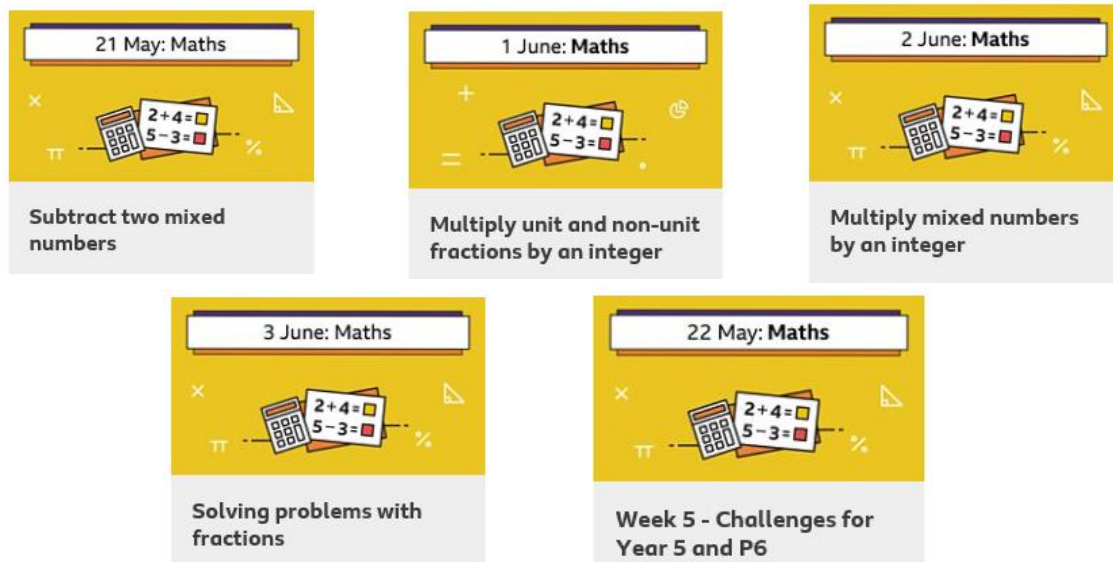
This week, we are continuing the fractions theme, building on last week's learning. If you are struggling with fractions or want to doublecheck how they work, below is a very useful website that explains all the technical terms with models, images and examples.

<https://www.mathsisfun.com/fractions-menu.html>

Have a go at the fraction **BBC Bitesize maths daily lessons** linked below.

Use the link below to find the Year 5/P6 page - and see what you think for yourself. Scroll down to find the lessons shown below.

<https://www.bbc.co.uk/bitesize/tags/zhqppq8/year-5-and-p6-lessons/1>



Reasoning Maths Problem

This week's problem involves using a **bar model** to solve it. There an example to remind you how to record a bar model, and then a similar problem which you can solve by recording a similar (but not exactly the same!) bar model. Find the task in the Year 5 Maths tab.

Other Opportunities

PE

Why not find out how fit you really are? Try these exercises and see how many repetitions you can complete in one minute, record your answer, then do it again – try to improve the second time around!

Fitness Assessment

Exercise	How many in one minute?	
	First Try	Second Try
star jumps		
sit ups		
press ups		
burpees		
squat jumps		
lunges		
high knees		
box or bench jumps		
mountain climbers		
shuttle runs		

Dyson Challenges

Have a look at these 44 STEM (*science, technology, engineering and maths*) challenges set by the James Dyson Foundation. All the experiments use household items and the challenges range from putting a skewer through a blown up balloon without popping it to squeezing an egg into a bottle without breaking it! There are some really exciting activities to get stuck into!

https://www.jamesdysonfoundation.co.uk/content/dam/pdf/JDF_with%20cover%20challenge-cards_DIGITAL.pdf

RSPB Art Competition

The RSPB are running an art competition where you have to create a piece of art inspired by the beauty of nature. There are two categories, which are *Real Life* and *Go Wild*.

Follow the link below to find more information about the competition, how to submit your creation and what prizes are up for grabs!

[Kids WildArt 2020 Competition - The RSPB](#)

SUGGESTED TIMETABLE

40 to 45 minutes	Exercise / physical activities
40 to 45 minutes (1 hour maximum)	Maths
20 minutes	Spelling
10/15 minutes	Morning Play break
30 minutes	English - Reading comprehension and reading for pleasure
40 to 45 minutes (1 hour maximum)	English –Writing
	Lunch break
Between 1 and 2 hours (with a break if desired)	Theme and creative activities