



Learning at Home for Year 4

Summer Term 1 - Week 4



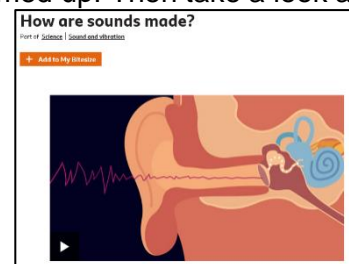
Hello to all our fabulous Year 4 Learners! Another great week of sunshine, and summer is on its way... This week, the science for our theme learning moves on to 'Sound'! We have a couple of exciting experiments for you to try, which use materials that you are likely to already have at home. 😊 How many of you have listened to an audio book before? Give it a go! It's a great chance to listen to the expression and tone used to make the text interesting for the listener – and then have a practise yourself! Make sure you are looking after yourselves by eating healthy snacks, keeping active and using kind words to others. Continue to stay safe online, and keep washing your hands!

Lots of love, Miss Roe, Miss Thornton, Mrs Champion and Mrs Mullard 😊

For our theme: 'Encore!'


We have popped a PowerPoint called 'How sound is made' under the Year 4 Theme tab for you, as an introduction to our new science topic, and to get your brains warmed up! Then take a look at the weblinks below:

- 1) Watch the video 'How are sounds made?'
<https://www.bbc.co.uk/bitesize/topics/zgffr82/articles/zstr2nb>
- 2) Learn about 'How are sounds detected?'
<https://www.bbc.co.uk/bitesize/topics/zgffr82/articles/zx9hcj6>



Write your own notes, and then test what you've learnt with the 'Fill in the Gaps' activity on the same web page.

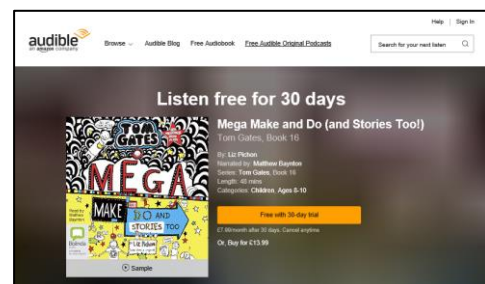
- 3) Have a go with these **Science Experiments**:
 - **Hearing Sound**
 - **Sources of sound**
 They can be found under the Year 4 Theme tab, and use materials that you are likely to already have at home! 😊



Get Expert in English

Reading:

- **Complete the 'How Do We Move?' comprehension.** (In the Year 4 English tab). Remember that we encourage you to write FULL answers that explain your thinking clearly.
- **Complete the 'The Search for the Loch Ness Monster' comprehension.** (In the Year 4 English tab). Imagine you have never read the text before – do your answers make sense to you, and give you as much detail as possible? We have included a **persuasive language word mat** in the document, to help you answer question 14 to the high standards we try to meet! 😊
- **Listen to an audio book,** and either draw a picture from the first chapter, or write the next part in the story from your imagination. To do this, you could take advantage of the first 30 days being free at Audible.com. There are lots of great children's books available - an opportunity to read something different! You would need to pay for the subscription if you wish to continue after the first 30 days.



Get Expert in English (continued)

Spelling

1) Complete the Daily Lesson: 'Using apostrophes to combine words' on BBC Bitesize:

<https://www.bbc.co.uk/bitesize/articles/zhgfy9q>

There are 4 activities - complete as many of them as you can.

2) Play 'Crystal Explorers' on BBC Bitesize to keep your Spelling and Punctuation knowledge fresh:

<https://www.bbc.co.uk/bitesize/topics/zkbf4j/articles/zbm8scw>

Some more games challenges for you to enjoy:

- <http://www.wordgametime.com/games/letter-blocks>
- <http://www.eastoftheweb.com/games/Eight1.html>
- https://www.learninggamesforkids.com/word_games/spelling-games/clueless-crossword.html

Writing

Switch Zoo Activity

Hello Parents: This week we are trialling something new for Year 4's 'Get Expert in English' writing task. Over the 5 days, your child will complete a writing journey which will enhance their creative writing juices and allow them to choose their purpose and form of writing. The outcome for this activity is to create an imaginary animal and its habitat. There are **5 lessons** in total, which should take approximately 30 minutes each.

Instructions for children:

- **Read the instructions carefully** before you start a task.
- Each lesson has a simple explanation and examples to get you started.

How parents, carers, siblings could help...

- Read the extracts aloud with your Year 4 learner.
- Collect interesting words and phrases on paper or post-it notes as they read.
- Talk to your child/children about their ideas **before** they write.
- You can adapt any of the resources and materials as you feel necessary, to support your child's needs.

You will find the Learning Journey sequence as one complete document called 'Switch Zoo Lesson Plans' under the Year 4 English tab. The learning can be written straight in to your green 'Learning at Home' books, on any creative paper you may have at home, or typed up onto a computer. Have fun and enjoy writing!

Maths Workouts!

1) and 2) Complete the **White Rose Maths (Week 1) Lessons below:**

<https://whiterosemaths.com/homelearning/year-4/> (scroll down to find Week 1 Lessons)

- **Week 1 Lesson 4 'Tenths on a number line'**.
- **Week 1 Lesson 5 'Dividing 1 digit by 10'**.

We have saved a paper copy of each of the activity sheets in the Year 4 Maths tab, which you can look at on screen or print if you wish. You will need to use the website to see the lesson video.

Parent Note: Each lesson has a video, and an activity sheet. If you are not able to print these sheets, it is a good opportunity for your child to practise drawing number lines and tables straight into their books with a pencil and ruler.

3) Complete the **White Rose Maths 'Fractions' activity** saved in the Year 4 Maths tab.

4) Grow your brain, with the **Time problem solving cards** saved in the Year 4 Maths tab.

Maths Workouts! (continued)

- 5) Keep those multiplication facts fresh, with a daily game! Here are some links for you to try:
<https://www.timestables.co.uk/happy-burger.html>
<https://www.timestables.co.uk/animal-rescue.html>
... and of course Daily 10!



Be Creative

- 1) Learn about '**Pulse and Rhythm**' with BBC Bitesize:
<https://www.bbc.co.uk/bitesize/articles/zh7hnr4>
Follow the activities to have fun and use your body to create your own beats!
- 2) Listen to some music of your choice, and paint colours and shapes to show what you can hear. Use the '**All About Kandinsky**' PowerPoint to help you (saved in the Year 4 Theme tab). You may find the content from slide 8 onwards to be the most helpful, and you can create a circle painting if you feel more confident with this. If you don't have paints at home, use whatever you do have – even drawing shapes and lines in pencil will look amazing!



Other Opportunities

- 1) **Hampshire School Games Weekly Challenge** – See the document under the Year 4 Theme tab. Follow the steps of the challenge to get tip-top physically fit!
- 2) **Independence Challenge:** Write a list to record all the ways that you have been safe and sensible by yourself this week. Make sure you have permission for all the new things that you want to try by yourself! Finish your list off with an 'Independent Wish' - something that you would soon like to try to do all by yourself!
For example: Miss Roe wishes she could put air in her car tyres by herself, and Miss Thornton wishes she could take the back wheel out of her bike! 😊
- 3) **Practise your French!**
Choose a subject you find interesting and would like to learn to speak about:
<https://www.bbc.co.uk/bitesize/subjects/z39d7ty>



SUGGESTED TIMETABLE:

30 minutes	9am Joe Wicks or something else active to wake your brains up!
20 minutes	Spelling
45 minutes (1 hour maximum)	English – Writing
10 -15 minutes	Morning Play break
30 minutes	Reading and Reading Comprehension
45 minutes (1 hour maximum)	Maths
Lunch break (and a chance to do something active!)	
1-2 hours (or more if you want to!)	Theme and Creative tasks
30 minutes	Yoga and 'Other Opportunities'