

English Learning Journey – The Magic Box.

Lesson 1 - Read aloud and enjoy together.

The Magic Box, By Kit Wright

I will put in the box
the swish of a silk sari on a summer night,
fire from the nostrils of a Chinese dragon,
the tip of a tongue touching a tooth.

I will put in the box
a snowman with a rumbling belly
a sip of the bluest water from Lake Lucerne,
a leaping spark from an electric fish.

I will put into the box
three violet wishes spoken in Gujarati,
the last joke of an ancient uncle,
and the first smile of a baby.

I will put into the box
a fifth season and a black sun,
a cowboy on a broomstick
and a witch on a white horse.

My box is fashioned from ice and gold and steel,
with stars on the lid and secrets in the corners.
Its hinges are the toe joints of dinosaurs.
I shall surf in my box

on the great high-rolling breakers of the wild
Atlantic,
then wash ashore on a yellow beach
the colour of the sun.

Try reading the poem with different **expression**, and **explore any unknown vocabulary** together.

Watch Kit Wright performing his poem to children:


<https://www.bbc.co.uk/bitesize/clips/zkpmhyc>

Lesson 2 - Read aloud and visualise.

If you can, print off the poem and draw pictures to go with key vocabulary. If you are unable to print off the poem, write a list of the key vocabulary and draw a picture next to each word or phrase.


This shows us whether you understand the vocabulary in the poem accurately.

Have a look at the child's example below, to help you understand what this activity could look like:




The Magic Box, By Kit Wright


I will put in the box
the swish of a silk sari on a summer night,
fire from the nostrils of a Chinese dragon,
the tip of a tongue touching a tooth.



I will put in the box
a snowman with a rumbling belly
a sip of the bluest water from Lake Lucerne,
a leaping spark from an electric fish.



I will put into the box
three violet wishes spoken in Gujarati,
the last joke of an ancient uncle,
and the first smile of a baby.



Lesson 3 – Vocabulary.

Read the poem again. First, **highlight** or underline the words and phrases which make you think there is something **magical** about this box...

For example, '*violet wishes*' or '*a fifth season.*'

Next, transfer these words and phrases into the table below and fill out each column to **explain the choices in more detail**.

Words and phrases	What is magical about the choice of words?	What does it make you think about?

This is an example to get you thinking:

Words and phrases	What is magical about the choice of words?	What does it make you think about?
A fifth season	There are only four seasons in a year	Someone has messed about with time
A snowman with a rumbling belly	A snowman isn't alive so wouldn't have a rumbling belly	The snowman has come alive and is hungry

Lesson 4 – Create.

Create a magical box!

First, collect unusual images and items that you would put into your own magical box. You could print the images off, cut from magazines and newspapers, or draw your ideas!

Then, create magical and unusual phrases for your different images and items.

Some examples:



the cuddle of a teddy bear



a never-ending lollipop



the whisper of a
waterfall crashing over
the rocks

Finally, write each phrase on a strip of paper, ready for tomorrow's learning.

Lesson 5 –Writing.

Arrange your strips of paper to create your own Magic Box poem...

I will put in my box

A gigantic never-ending lollipop

The loving cuddle of a favourite teddy bear

The whisper of a waterfall as it crashes over the rocks

Read your poem aloud.

Rearrange the strips and read the poem again.

Which way did you prefer to perform the poem?

Practise your poem and perform it! You could even perform it to a friend or relative over the phone to see what they think! 😊