




# Learning at Home for Year 4

## Summer Term 2 - Week 5



How are you all? Seize the chance to take your Theme learning outside. Here's another chance to be inspired by some of the wonderful learning we saw last week – keep it up!

Lots of love, Miss Roe, Miss Thornton, Mrs Champion and Mrs Mullard ☺



Hayden 4R



Jess 4R



Bethany 4T



Ethan 4R

### For our theme: 'What Goes In, Must Come Out'

You now know what happens to food in the human Digestive System, so to 'test' your knowledge, we have a 'Digestion Quiz' hosted by Miss Roe and Miss Thornton! Get your paper and pencil ready, and listen to the audio clip at the bottom of the Learning from Home webpage to try the quiz...

**Parent Note:** This is our first attempt, so please help us to improve this interactive feature by providing some helpful feedback – thank you parents! ☺

### What is a food chain?

**1)** This week, we will become food chain scientists as we explore different animals' food chains. **Watch these videos** to find out more. Don't forget to take notes, recording everything you learn.

<https://www.bbc.co.uk/bitesize/topics/zbnnb9q/articles/zwbtxsq>

<https://www.bbc.co.uk/bitesize/clips/z8hxp4>

**2a)** Use this link to find the **Food Chain Quiz**. Scroll near to the bottom of the page to find it...

<https://www.bbc.co.uk/bitesize/topics/zbnnb9q/articles/zwbtxsq>

**2b)** Use the **PowerPoint 'Science - Food Chains'** under the 'Year 4 Theme tab' to warm up your brain. Then, take part in the Quiz at the end, to check you are retaining all the information you need!

*You could extend your learning by making your own 'Food Chain Quiz' to test your family or friends... This could be by creating a Powerpoint, which you could email, or you could write it on paper. Top tip: don't forget to include an answer page - essential for a quiz! ☺*

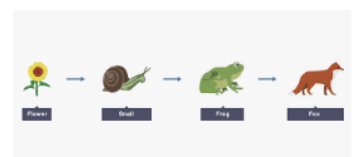
**3)** Complete the **'Science – Food Chains Activity Sheets'** (Year 4 THEME tab) – can you accurately order the food chain, and explain your thinking to an adult or friend?

**4)** Now it is time to be creative! Watch the following videos:

- Food chain challenge – Savannah <https://www.bbc.co.uk/bitesize/topics/zbnnb9q/articles/z93vdxs>
- Food chain challenge - Arctic tundra <https://www.bbc.co.uk/bitesize/topics/zbnnb9q/articles/zcqbity>
- Food chain challenge – Woodland <https://www.bbc.co.uk/bitesize/topics/zbnnb9q/articles/zsphrwx>

Choose an ecosystem and create a food chain for that environment.

We expect your food chains to include detailed, careful pictures of the animals and plants, as well as clear labels. Your learning should be a 'piece of art'.



We also look forward to seeing your food chains, which you can email into the school email address:

[adminoffice@queensinclosure.hants.sch.uk](mailto:adminoffice@queensinclosure.hants.sch.uk). Please title your email: For Year 4 Teachers.

## Get Expert in English



### Reading

- 1) Take part in this **Diary Writing lesson**: <https://www.bbc.co.uk/bitesize/articles/zmmj7nb>  
You could write your diary entry, imagining you are any person of your choice from history, or you could write it about the experience of Learning from Home at the moment.



- 2) How does the book you are currently reading, hook you in at the beginning?  
**Write a list of words and phrases** that are EFFECTIVE, in making you want to read on!
- 3) **Get creative! Make a puppet or a prop of a character or feature from your book.** Use it to help you act out a paragraph or event, and retell what's going on. You could 'perform' this in the garden to visitors, or show a friend over Zoom?
- 4) **Complete the 2 Reading comprehensions** called 'Lucy Looks into the Wardrobe' and 'One moment in Summer'. They are saved in the year 4 English tab.



### Spelling and Punctuation

- 1) Revise 'Apostrophes for Contraction' to keep your skills fresh!  
<https://www.bbc.co.uk/bitesize/articles/z7hxbk>

You could create a poster to show some 'contraction sums'...

**have** + **not** = **haven't**



- 2) Refresh yourself about: When is the 'i' sound spelt with a 'y'?

<https://www.bbc.co.uk/bitesize/topics/zt62mnb/articles/z3mktv4>

- 3) **Become experts on Comparatives and Superlatives!**  
Complete the 'ENGLISH Suffixes' activity sheet. (Year 4 English tab).
- 4) You should be flying through your Common Exception Words by now!  
**It's time to get creative and make a wordsearch for somebody else featuring as many Common Exception Words as possible!**  
Remember, you need to make sure you have spelt them correctly for someone to be able to find them!



### Writing

**Complete 'The Magic Box' poetry learning journey.** There are **5 lessons** in total, which should take approximately 30 minutes each.  
You will find the Learning Journey sequence as one complete PDF document called '**ENGLISH The Magic Box lessons**', under the **Year 4 English tab**.

We hope you enjoyed learning all about the amazing, overwhelming or hazardous ways that learners in other countries need to take to get to school. Aren't we lucky that our journeys are so easy? This week, it's a chance to get poetic and enjoy some creative writing!

## Maths Workouts!


### 1) Complete the **White Rose Maths activities** from **Summer Term Week 9**:

Videos from: <https://whiterosemaths.com/homelearning/year-4/>

The activity sheets are in one document in the Year 4 Maths tab.

- Lesson 1 – Pounds and pence
- Lesson 2 – Ordering money
- Lesson 3 – Estimating money
- Lesson 4 – Solve problems with money (four operations)

Lesson 1 - Pounds and pence



### 2) **Problem Solving Challenges:**

Complete the Problems called '**Maisie the Mouse**' and '**Keiron's Cats**'. These are saved in the Year 4 Maths tab – part of the document called Maths Challenges.

### 3) In school, we loved the **Arithmetic Test** – so here is another one for you to enjoy! How quickly, yet accurately, can you complete it!? (Document in the Year 4 Maths tab).

### 4) **Timed Multiplication Challenge!**

In the Year 4 Maths tab (part of the Maths Challenges document), we have given you **4 multiplication grids** which you can print or copy. Time yourself or 'compete' against a friend to see how quickly you can complete the grid. Don't forget to check your answers! Which of the 4 days will you complete it quickest – will you improve as the week goes on?

## Be Creative

### 1) **If you have been following it, for the last couple of days of June, can you tick off the last tasks from your 30 Days Wild passport?**

Last week, we enjoyed walking barefoot, and writing Haiku poems about it – what could you do to celebrate nature and this gorgeous weather?

### 2) **Earth Quest – The Case of the Vanishing Honey Bees!**


Linking back to our wonderful Bee learning, be inspired to collect seeds and create your own story garden! There is an activity sheet to explain more saved in the Year 4 Theme tab. We would love to see photos of your completed creations!



### 3) **Create some Poetry Art inspired by the outdoors** and any outside adventures you have been on.

Learn more about how to successfully create your art piece, using this link:

<https://hobbylark.com/writing/How-to-Write-Shape-Poetry>



### 4) Be inspired by Jessica Warboys' art to **create a Wave Painting:**

<https://www.tate.org.uk/kids/make/paint-draw/make-wave-painting>



## Other Opportunities

### 1) Learn with David Attenborough on BBC Bitesize:

[https://www.bbc.co.uk/bitesize/articles/zw7vtrd?xtor=CS8-1000-\[Discovery\\_Cards\]-\[Multi\\_Site\]-\[SL07\]-\[PS\\_BITESIZE~N~~A\\_TravelTheWorldWithDavidAttenborough\]](https://www.bbc.co.uk/bitesize/articles/zw7vtrd?xtor=CS8-1000-[Discovery_Cards]-[Multi_Site]-[SL07]-[PS_BITESIZE~N~~A_TravelTheWorldWithDavidAttenborough])

Find out all about what the Earth can tell us about the weather...



### 2) What do you know about Time Zones?

**Why is the time different, in different parts of the world?**

<https://www.bbc.co.uk/bitesize/articles/z4jbrj6>

After you have completed the activities, you could play a game with a friend where you name the country and need to find out the time there! How many different Time Zones could you and your friend travel through?



### 3) Hampshire School Games Challenge – find the information under the Year 4 Theme tab.

A fun game of Spin the Bottle! Enjoy! 😊

## SUGGESTED TIMETABLE:

30 minutes	9am Joe Wicks or something else active to wake your brains up!
20 minutes	Spelling
45 minutes (1 hour maximum)	English – Writing
10 -15 minutes	Morning Play break
30 minutes	Reading and Reading Comprehension
45 minutes (1 hour maximum)	Maths
Lunch break (and a chance to do something active!)	
1-2 hours (or more if you want to!)	Theme and Creative tasks
30 minutes	Yoga and 'Other Opportunities'