



It was so lovely to speak to you all the week before the holidays – we had missed you! We loved hearing about what you had been up to, and the effort you had been putting in to your Learning from Home. We hope you had a lovely half term, and are now ready and excited about our new theme: ‘What Goes In, Must Come Out’. Can you guess what this is all about?

Lots of love, Miss Roe, Miss Thornton, Mrs Champion and Mrs Mullard ☺

Please remember that the learning does not need to be printed to be completed, but if a printed copy would be helpful, please request one of the Year 4 packs. A ‘General Contact Request’ facility is now available on our website: <https://www.queensinclosure.hants.sch.uk/form/?pid=2&form=222>

### For our theme: ‘What Goes In, Must Come Out’.

“Excuse me, are these your teeth?”

#### 1) Explore your mouth!

**WASH YOUR HANDS** before you do this activity.

Look in the mirror – count your teeth, touch your gums, have a good look! What have you found, and what questions do you now have?



#### 2) Watch these BBC Bitesize videos:

What are the types of teeth?

<https://www.bbc.co.uk/bitesize/topics/z27kng8/articles/zsp76yc>

What happens to food in your mouth?

<https://www.bbc.co.uk/bitesize/topics/z27kng8/articles/z2rx82>



#### 3) Look at the ‘Science – All About Teeth’ PowerPoint.

Now, create a poster, PowerPoint or leaflet to show what you have learnt about the 4 different types of teeth! All About Teeth is saved in the Year 4 Theme tab.

#### 4) Make your own toothpaste!

First, use the ‘Science Toothpaste PowerPoint’ to find out all about toothpaste. After that, look at the ‘Science - Make your own toothpaste experiment’ instructions to make your own, and get creative! Both activities are saved in the Year 4 Theme tab.

#### 5) Challenge! Become a tooth expert...

Find out more and grow your brain by completing the 3 activity sheets:

Looking after our teeth

Tooth structure

Types of teeth

They are named ‘Science Activity Sheets’, under the Year 4 Theme tab.

### Get Expert in English

#### Reading



#### 1) Complete the 2 Reading Comprehensions called ‘The Crash’ and ‘The Threat’.

Make sure your answers are full and make sense – it’s a great opportunity to **purple polish!** They are saved as one document in the Year 4 English tab.

#### 2) Book Review!

You should now be a good way through the book we gave to each learner to take home (either *My Headteacher’s a Vampire Rat*, or *How to Train Your Dragon*).

Now write a book review all about it, referencing your favourite parts and clearly explaining why someone else should - or shouldn’t - read it.



#### 3) Make sure you’re using this time to Read for Pleasure – and mix up the type of texts you are reading. Try something different or unusual!

## Get Expert in English (continued)

### Spelling:

- 1) We know many of you have been enjoying **Crystal Explorers**. Keep going!

<https://www.bbc.co.uk/bitesize/topics/zkbkf4j/articles/zbm8scw>



- 2) Look at BBC Bitesize Spelling to **refresh yourselves on these spelling rules:**

- Which words end with -cious and -tious?

<https://www.bbc.co.uk/bitesize/topics/zt62mnb/articles/zp7dk7h>

- When is the 'sh' sound spelt with 'ch'?

<https://www.bbc.co.uk/bitesize/topics/zt62mnb/articles/z8f3qhv>

- How to spell the 'shun' sound...

<https://www.bbc.co.uk/bitesize/topics/zt62mnb/articles/zyv4qhv>



Once you have completed the learning online, write the target words from each spelling rule into your own sentences!

- 3) Keep up practising the **Year 3 and 4 Common Exception words**, using the rainbow writing or coloured vowels strategy that we use in school. Example: **possession**

### Writing:

Complete the **'Something Fishy'** learning journey.

There are **5 lessons** in total, which should take approximately 30 minutes each.

You will find the Learning Journey sequence as one complete PDF document called **'English – Something Fishy Lesson Plans'**, under the **Year 4 English tab**. The learning can be written straight into your green 'Learning at Home' books or typed up on to the computer.

We hope you enjoyed writing all about San Diego Zoo, and are looking forward to a trip through the washing machine this week!

## Maths Workouts!

- 1) Complete the **White Rose Maths activities** from **Summer Term Week 5:**

See the videos from: <https://whiterosemaths.com/homelearning/year-4/>

The activity sheets are in one document in the Year 4 Maths tab.

- a) Lesson 2 - Equivalent Fractions (1)
- b) Lesson 3 - Equivalent Fractions (2)
- c) Challenge! Lesson 4 – Fractions Greater than 1

- 2) **Play Guardians: Defenders of Mathematica!**

<https://www.bbc.co.uk/bitesize/topics/zd2f7nb/articles/zn2y7nb>



- 3) Complete the **Problem Solving Challenges** called 'Susie Snake' and 'Treasure Hunt' which are in the same document as the maths lessons above.

- 4) **Times Tables Check!**

This term would have been the term that you would have taken your Times Tables Test. Now is a great chance to see how many times table facts you have kept fresh, and how many you still need to challenge yourself to learn! Draw out a Multiplication Square, and **time yourself** to see how quickly you can complete it! Then focus 10 minutes a day on practising any facts you found 'sticky'.

A 10x10 multiplication square grid with numbers 1-10 in the top row and left column, and products in the cells.

## Be Creative

### 1) Painting, Collage and Printmaking, using your Imagination!

Visit <https://www.bbc.co.uk/bitesize/articles/zjqj7nb> for an art workshop, which builds on your learning about **Henri Rousseau**.

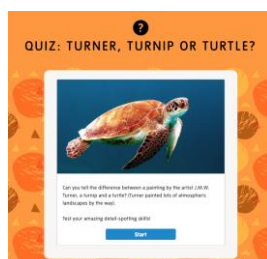
Give it a go yourself, creating a landscape from your imagination of somewhere you have never been! If you feel inspired, you could go on to practise these skills further by creating a piece of artwork based on a real place – perhaps somewhere you went during half term!



### 2) Art Quiz time!

Take part in the Tate Kids Art Quiz, to test your arty knowledge!


<https://www.tate.org.uk/kids/games-quizzes/quiz-turner-turnip-or-turtle>



## Other Opportunities

### 1) Be a sugar detective!

Use the app 'Food Scanner' from Change 4 Life. Have fun scanning the barcodes of the food and drinks around your house, to find out their sugar content. I wonder what will surprise you...



**Find the answers to these questions:**

- 1) What is the maximum daily amount of added sugar you should have?
- 2) What does 'Added Sugar' mean?
- 3) What could you do to be 'Drink Smart'?
- 4) How often does a child in England have a tooth removed in hospital?

Be prepared for Miss Thornton and Miss Roe's quiz next week, to recap everything you've learnt!

**Parent Note:** You can find all the information above, including the answers, using the website: <https://www.nhs.uk/change4life/food-facts>

### 2) The Wildlife Trust's '30 Days Wild'

<https://action.wildlifetrusts.org/page/57739/petition/1>

Sign up for a free downloadable pack, to enjoy the most of the outdoors throughout the month of **June!**



### 3) Hampshire School Games Challenge – find the information under the Year 4 Theme tab. Get physical with a warm up game of Roll the Dice, and different activities each day.

## SUGGESTED TIMETABLE:

30 minutes	9am Joe Wicks or something else active to wake your brains up!
20 minutes	Spelling
45 minutes (1 hour maximum)	English – Writing
10 -15 minutes	Morning Play break
30 minutes	Reading and Reading Comprehension
45 minutes (1 hour maximum)	Maths
Lunch break (and a chance to do something active!)	
1-2 hours (or more if you want to!)	Theme and Creative tasks
30 minutes	Yoga and 'Other Opportunities'