

Creative Task B

Land of Dreams

Here are some examples of dream catchers, to help you design your own. The painted one below was made by a Year 3 pupil last year, using two paper plates. Use your finger knitting to attach the beads and feathers. Below is a link, which gives you a step-by-step guide about how to make a dream catcher.

<https://www.bakerross.co.uk/craft-ideas/kids/paper-plate-dream-catcher/>



We would love to see your finished dream catchers! Take a picture and add it to your Home Learning Books to show us when you return to school.





French – Clothing

The song on the website below will introduce you to French words for different items of clothing.

<https://www.bbc.co.uk/teach/class-clips-video/french-ks2-clothes-and-colours/zkhxpg8>

Task A

Use the pictures to help you match the French words to the English words. You can write the answers in your home learning book.

1	un tee-shirt 
2	un pantalon 
3	un pull 
4	un chapeau 

A	A hat
B	A sweater
C	Trousers
D	T-shirt

French

Task B

Look at the pictures below and write sentences to describe what the wolf is wearing. Write the sentence in French first, then in English.

The first two sentences have been done for you.

Je mets = I'm wearing

et = and

 <p>A</p>	 <p>B</p>		
<p>Je mets un tee-shirt vert. I'm wearing a green t-shirt.</p>	<p>Je mets un tee-shirt jaune et un pantalon bleu. I'm wearing a yellow t-shirt and blue trousers.</p>		
 <p>A</p>	 <p>B</p>	 <p>C</p>	 <p>D</p>