



Spelling Learning



chef
brochure
machine
parachute
special
sugar
sure
mission
permission

This week we are focusing on different spellings of the 'sh' sound.

It can also be spelt with 'ch', 's' and 'ss'.

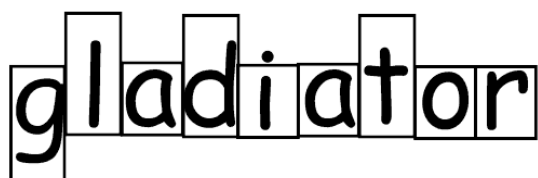
<https://www.bbc.co.uk/bitesize/topics/zt62mnb/articles/z8f3qhv>
(BBC Bitesize)

https://www.spellzone.com/word_lists/list-105.htm (word list)

https://www.spellzone.com/word_lists/games-105.htm (games)

Please practise these words using the spelling strategies that we have shown you.

Draw the blocks



Rainbow writing

soldier

Air writing



Pyramid writing

R

R o

R o m

R o m a

R o m a n

Spelling Flashcards

Make a set of flashcards to practice your spelling words. When you look at your flashcard, read the word and then spell it out loud.

*Example- there t-h-e-r-e.





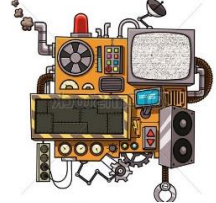



Blue Vowels!

Write each of your spelling words.

You will need a blue coloured pencil.
Trace over the vowels in each word with your blue coloured pencil.

Vowels = a e i o u

WALT spell words with the 'sh' sound

<p>s----</p> 	<p>s---</p> 	<p>---ch---</p> 	<p>---c---</p> 	<p>---ch---</p> 		
<p>---ch---</p> 	<p>ch--</p> 	<p>---ss---</p> 	<p><u>Word Bank</u></p> <table style="width: 100%; border: none;"> <tr> <td style="border: none; padding: 5px;">chef machine brochure parachute</td> <td style="border: none; padding: 5px;">special sugar sure mission</td> </tr> </table>		chef machine brochure parachute	special sugar sure mission
chef machine brochure parachute	special sugar sure mission					

2) Complete the word search

m a c h i n e w
 o h i t l c r b
 m a m c c o i a
 b r o c h u r e
 e e d t a e u e
 c h t v l o f c
 c h u t e t g k
 p f n o t d e c

chef
 chute
 chalet
 machine
 brochure

3) Circle the correct spelling.

The shef / chef was cooking in the kitchen.

My clothes were dirty, so I put them in the washing machine / mashine.

We looked in a brochure / broshure to choose our next holiday.

When I jumped out of the plane, I pulled a cord to open my parashute / parchute.

The man had a curly moustache / moustashe.

At the party, we all played a game of sharades / charades.

The chauffeur / shauffeur drove us home.



Activity 2

Decide which of the following statements are **facts** and which are **opinions**. **Top tip!** If you read the sentence and think that someone might not agree with it then it's an **opinion**. Facts are **always** right.

1. Pandas are cuter than meerkats.
2. The Houses of Parliament are in London.
3. Apples grow on trees.
4. My cat is the best cat in the world!
5. Ice cream is horrible.
6. Water will become ice if the temperature is cold enough.

Activity 3

1. Write one fact and one opinion about a band or musician:

Fact: _____

Opinion: _____

2. Write one fact and one opinion about a food:

Fact: _____

Opinion: _____

3. Write one fact and one opinion about your classroom:

Fact: _____

Opinion: _____

4. Write one fact and one opinion about school:

Fact: _____

Opinion: _____

5. Write one fact and one opinion about a rabbit:

Fact: _____

Opinion: _____

6. Write one fact and one opinion about a pencil:

Fact: _____

Opinion: _____

Dinosaur Cove - Chapter 6 Activities

Choose two or three activities from the table below. Make sure at least one of your activities is different to the ones you did last week.

<p>Write a book review about Dinosaur Cove.</p> <p>What was the book about? What did you like? Who was your favourite character? Explain why. What was your favourite part of the story? Was there anything you did not like? Who would you recommend this book to?</p>	<p>Imagine you are Wanna. Describe what has happened to you since meeting Jamie and Tom. Don't forget to include thoughts and feelings.</p> <p>adjectives - description verbs and adverbs - show what you did and thought time words and phrases - order the events conjunctions – join ideas together paragraphs – show a new time or place</p>	<p>Write a plan for the next Dinosaur Cove adventure.</p> <p>What happens when Tom and Jamie go through the cave into the Jurassic world again? Is Wanna still waiting for them? What dinosaurs do they see this time? What trouble do they get into? How do they escape?</p> <p>Use the story mountain on the next page to help plan your story.</p>
<p>Create a fact file about Wanna.</p> <p>What does he look like? Where does he live? What does he like and dislike? What is he good at? What else would you need to know to look after him?</p>	<p>Find out the meaning of these words and create a glossary for the chapter.</p> <p>rippled stomped advancing newcomer territory thrashed snarl snout shrivel hoisting</p> <p>Don't forget to put them in alphabetical order!</p>	<p>Put yourself in Tom and Jamie's shoes.</p> <p>Would you have behaved the same way in the story? How would you have done things differently? Would you have made friends with Wanna? Would you have followed Wanna? How would you have escaped from the T-rex? Would you have stayed longer in the Jurassic world?</p>

Story Planning Mountain

Climax: What is the big problem?

Build up: What little problems do they face?

Resolution: How do they escape?

Opening: How do they get back to the Jurassic world?

Ending: How do they get home?

