


Dinosaur Task 2

Write down a dinosaur name for each letter of the alphabet. Think of as many as you can before researching on the internet or using non-fiction books you might have at home. You can make the list in your home learning books or you can print this learning sheet.



A _____

N _____

B _____

O _____

C _____

P _____

D _____

Q _____

E _____

R _____

F _____

S _____

G _____

T _____

H _____

U _____

I _____

V _____

J _____

W _____

K _____

X _____

L _____

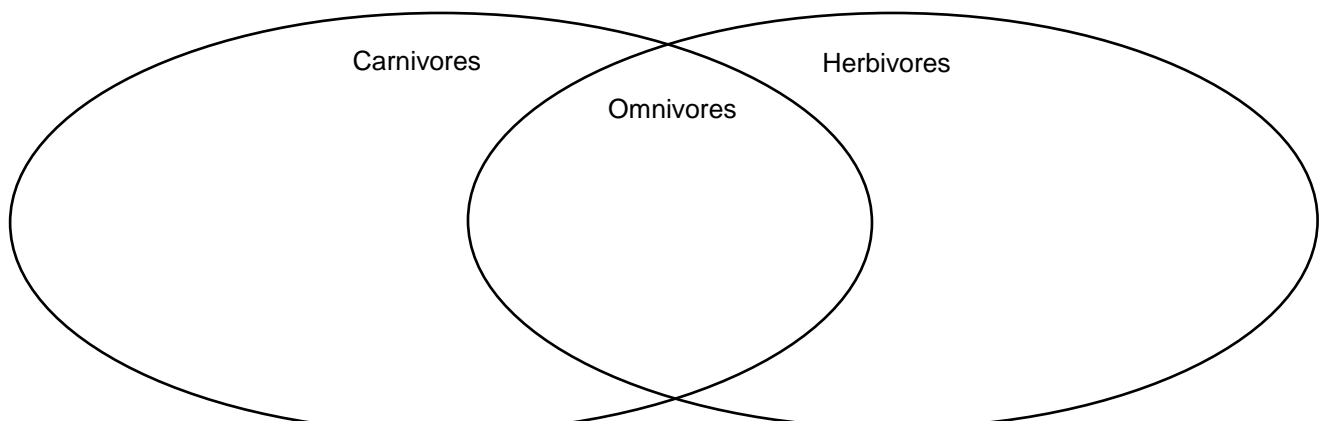
Y _____

M _____

Z _____

Challenge

Sort the dinosaurs from your list above into what they eat. Use the labels carnivores (meat eaters), herbivores (plant eaters) and omnivores (plant and meat eaters) on a Venn diagram to help you. You can draw this in your books.




Rocks and Fossils

Rock Activity 1

Find a rock, big or small, draw it and describe it in your own words. You can either print out this learning sheet to complete your task or you can draw it out in your home learning books.

Draw your rock




smooth	rough	streaked
soft	rounded	red
spotted	flat	brown
grainy	hard	black
heavy	triangular	blue
speckled	sharp	yellow
shimmery	transparent	white
crumbly	glassy	grey
jagged	translucent	square
light	dull	shiny
striped	oblong	

Describe your rock in your own words and using words from the list.

Rock Activity 2

Have a look at these pictures of rock and stone objects. Decide if they are man-made or naturally made rocks and stones.



Obsidian



Chalk



Coade Stone



Brick



Granite



Concrete



Sandstone




Quartzite




Basalt



Slate



Marble



Limestone

Creative Task – Dinosaur Collage

