



# Learning at Home for Year 3

## Summer Term 2 - Week 4



Hello, Year 3! We hope you enjoyed last week and learnt something new about dinosaurs and fossils. It would be great to see any photos of learning that you have done over the past few weeks. Thank you to those of you who have sent some already. Hopefully, you have been able to get out and about to see your friends and family from a safe distance! This week, you can create your own dinosaur or dinosaur eggs and go fossil hunting! We have included the next exciting chapter of Dinosaur Cove. Stay tuned to find out what is thundering through the jungle towards the boys!

Miss Brittain, Mrs Newland, Mrs Uniacke and Mrs Counsell

### For our theme: The Land that Time Forgot!

#### Science – Mary Anning

This week, we are going to learn about the famous palaeontologist, Mary Anning. She was a famous fossil hunter who was born in 1799 and lived in Lyme Regis, Dorset, UK. Have a look through the 'Mary Anning' PowerPoint in the Year 3 Theme tab, to learn more about her life. There is even a quiz at the end of the PowerPoint to test your knowledge.



#### Your tasks


(You will need the document 'Fossils and Dinosaurs Week 4' in the Year 3 Theme tab.)

1. In the document '**Fossils and Dinosaurs Week 4**', there are several games that you can play online as a fossil hunter.
2. Imagine that you are a palaeontologist and you have discovered a new fossil. Write a short letter to announce and describe your discovery. The document '**Fossils and Dinosaurs Week 4**' has more information about what to include under the Mary Anning task.
3. The Hampshire and Dorset coastline has a lot of pebble and shingle beaches. Now that we are able to get out and about more, ask your parents to help you plan a trip to the coast to see what fossils you could find! The document '**Fossils and Dinosaurs Week 4**' has pictures of different types of fossils which could be found and some suggested locations.

#### Dinosaurs

##### Task 1 – Dinosaur Sort

Dinosaurs lived through 3 different times in the Mesozoic Era, which means 'The Age of Reptiles'. The different times were the Triassic Period (251 – 199 Million Years ago), the Jurassic Period (199 – 145 million years ago) and the Cretaceous Period (145 – 65 million years ago).



You will find a list of dinosaurs on the document '**Fossils and Dinosaurs Week 4**' and the activity sheet. We would like you to sort the list of dinosaurs into the three different periods. We have included a **Dinosaur Time Line PowerPoint** in the Year 3 Theme tab with some fun facts!

##### Task 2 – Design-a-saurus

We would like you to create your own dinosaur. You can play the games online (weblinks are in the '**Fossils and Dinosaurs Week 4**' document) to get some inspiration before creating a fact file or drawing and labelling your new dinosaur.

## Be creative

### Art Tasks


- 1) This week, we would like you to try to **draw a dinosaur**. Use the Art Hub for Kids videos to help you draw it step by step. Thank you Ben for the recommendation! We have included a few of the weblinks below:

[https://www.youtube.com/watch?v=ruu\\_XqXoY-I](https://www.youtube.com/watch?v=ruu_XqXoY-I) (Ankylosaurus)

<https://www.youtube.com/watch?v=pbT2G9qGiqU> (Allosaurus)

<https://www.youtube.com/watch?v=LTNwz6ZIBoE> (Stegosaurus)

[https://www.youtube.com/watch?v=mQa7p\\_RI\\_lo](https://www.youtube.com/watch?v=mQa7p_RI_lo) (Velociraptor)



(This is a drawing by Harry using the Art Hub for Kids video)

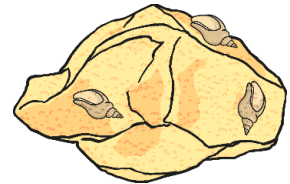


- 2) Linking with our 'Design-a-saurus' task, we would like you to **create some dinosaur eggs!** You could create a dinosaur egg using normal eggs or you could create an ice egg! The Jurassic Coast Trust has easy to follow recipes for both, which are included in the document '**Fossils and Dinosaurs Week 4**'. We would love to see your photos of these!



### DT Task

You could also **make your own fossils**, which is a bit different from the salt-dough fossils you did last week. Have a look at the **PowerPoint 'Finding Fossils'** in the Year 3 Theme tab, which has a method to create 'fossils' using shells, PVA glue and pasta. You could give it to someone in your family and watch them crack it open!



## Get Expert in English

**Task 1 - Reading Comprehensions** (Saved as one document in the Year 3 English Tab. If you can print them, you can use your text marking skills to help you find the answers.)

Complete the two comprehension tasks, remembering to use full sentences to write your answers. If you come across any tricky words, find out what they mean and write a sentence or draw a picture in your books to help you remember the word next time. You could create your own dictionary using spare paper or in the back of your home learning books.

**Task 2 - Spelling** (You will need the Year 3 spelling and writing document saved in the Year 3 English Tab to help you complete the spelling tasks.)

In spelling this week, we are focusing on two more prefixes - '**auto**' and '**super**'. Practise the spellings every day in your book. Continue to practise the Year 1 and 2 Common Exception words if they are your target spellings. The following website has four games that you can play to practise spelling words with the prefixes 'auto' and 'super'. You can play for free as a single player.

[https://www.spellzone.com/word\\_lists/games-153415.htm](https://www.spellzone.com/word_lists/games-153415.htm) (games)

Complete the prefix spelling task in the Year 3 Spelling and Writing Tasks document. You need to fill in the blanks with the correct spelling, complete the word search and write your own sentences in your books.

Continue to practise your general spelling, punctuation and grammar on **Crystal Explorers**, a game found on BBC Bitesize. You collect crystals and complete spelling games to move up to the next level.

<https://www.bbc.co.uk/bitesize/topics/zkbf4j/articles/zbm8scw>

## Get Expert in English (Continued...)

**Task 3 - Writing** (You will need the PDF 'Dinosaur Cove Chapter 4' and the 'Year 3 Spelling and Writing Tasks' document saved in the Year 3 English Tab to complete the writing tasks.) If you cannot print the documents, write your answers in your home learning book.



This week we would like you to read **Chapter 4** of **Dinosaur Cove**. Remember your reading strategies to help you understand any tricky words.

- After you have read and understood this chapter, complete **two or more of the activities** in the Dinosaur Cove Chapter 4 activity sheet (in the Spelling and Writing Tasks document).

**On Wednesday 24<sup>th</sup> June**, it is '**National Writing Day**'. The following website gives you activities that you can complete as part of the day:

<https://firststory.org.uk/writeday/>

- Why not try the #247 Challenge? **Write a 24 word story**, starting with 'One day...' but you only have **7 minutes to write it!**

<https://literacytrust.org.uk/about-us/national-writing-day-24-june-2020/>

- Alternatively, you could write a letter to someone living in a care home or write a poem about something that you really love.

## Maths Workouts!



1) **Practise your number facts for 10 minutes a day.**

Try these games to focus on your target times tables and division facts:

<https://mathsframe.co.uk/en/resources/resource/544/Stone-Age-Stu-Times-Tables>

<https://mathsframe.co.uk/en/resources/resource/318/Tommys-Trek-Times-Tables>

<https://mathsframe.co.uk/en/resources/resource/565/Maths-Goalie>

Continue to use **Topmarks "Daily 10"** and **Topmarks "Hit the Button"** on the internet to practise your number facts as well as the games pack that we included in Summer 2 Week 1 in the Year 3 Maths tab.

<https://www.topmarks.co.uk>

- **If you have been tested by an adult and passed your 2, 5, 3, 4, and 8 times tables and division facts, these are your next steps;**
  - Know all of these times tables and division facts, mixed up – e.g.  $3 \times 7$ ,  $6 \times 8$ ,  $6 \times 4$ ,  $32 \div 4$ ,  $18 \div 3$ ,  $64 \div 8$ . Get an adult to ask you 5 multiplication and 5 division questions from any of these times tables and you must answer correctly within 5 seconds.
  - Once you have passed the mixed up times tables, you can move on to practising your 6, 7 and 9 times tables.
- 2) **Practise your calculation methods for 20 minutes a day** (addition, subtraction, multiplication and division). Use the Arithmetic Test (in our Year 3 Maths tab) to do this – perhaps 3 questions each day.
- 3) **Practise answering word problems.** This week, we are continuing to focus on fractions. Each lesson is saved in the Year 3 Maths tab. There is a video to go with each lesson on the White Rose Maths web link below.

<https://resources.whiterosemaths.com/wp-content/uploads/2020/05/Year-3-Week-6.pdf>

If you cannot print the activities, write your answers in your home learning books.

- 4) On **Friday** – have a go at the **Dip and Pick** problem of the week. This week, Friday maths includes '**The Mystery of the Missing Shield**'. You will need to solve 5 clues in order to work out who took the missing shield. The Mystery is in the Year 3 Maths tab. The Dip and Pick is in the Fractions Lessons and Dip and Pick document from the Year 3 Maths tab.

## Other Opportunities

Keep visiting 'The Body Coach' YouTube Channel (5 Minute Moves) Kids Workout' to staying active. He is also doing PE at 9:00am every morning.

Alternatively, continue to try some of these **60 second physical activity challenges**. There's a card for each one, telling you what you need and explaining the activity.

<https://www.youthsporttrust.org/60-second-physical-activity-challenges>



### **French Date Task**

This week, we are going to learn how to write the date in French. It is similar to how we write the date in English but there are some differences. Your task is to answer questions by writing the correct date in both English and French. The task and a French date vocabulary sheet are in the document '**Fossils and Dinosaurs Week 4**' in the Year 3 Theme tab.

### **22<sup>nd</sup> June – National Picnic Week**

National Picnic Week takes place this June across the UK, so grab your blankets and baskets out of the cupboards and get out to the great outdoors for a good old-fashioned picnic.

<https://www.nationalpicnicweek.co.uk/> offers lots of activities for you to do on your picnic outing as well as food ideas. You could even celebrate this when going fossil hunting! If you are unable to get out and about at the moment, don't worry. You could plan the best picnic ever for a later date by completing the attached learning sheet in the document '**Fossils and Dinosaurs Week 4**' in the Year 3 Theme tab.



### **24<sup>th</sup> June - National Writing Day**

See English task.

**Note:** Feel free to look at the other Year Group's resources on our school website, if you feel these would be more suitable for your child to learn from independently. 😊

## SUGGESTED TIMETABLE

Up to 20 minutes	Free Reading
40 to 45 minutes (1 hour maximum)	Maths Activities
10/15 minutes	Morning Play break
20 minutes to 30 minutes	Spelling Activities Prefixes task
40 to 45 minutes (1 hour maximum)	English – Reading Comprehensions Writing tasks
	Lunch break
Between 1 and 2 hours (with a break if desired)	Theme and creative tasks and/or exercise and French